
Reporting Wildlife Disturbances

Stewards of the Coast and Redwoods
Seabird Monitoring Training
Feb 24, 2020

Report Wildlife Disturbances

- Why report incidents?
 - Informs educational strategies
 - Tracking repeat offenders
 - Illustrating the need for more enforcement
- Its as Easy as 1, 2, 3...
 - www.SeabirdProtectionNetwork.org



Latest News

- [Seabird Spotlight: Rhinoceros Auklet](#) January 29, 2015
- [From the Flight Deck, Part 2: Wildlife conservation collaborations: the USCG Auxiliary, West Coast National Marine Sanctuaries, and Wildlife](#)

Get Updates!

Enter your email address to subscribe to this blog. New posts will be delivered to your inbox.

Email Address

Have You Witnessed a Wildlife Disturbance?

REPORT DISTURBANCE

Seeing marine wildlife in their natural environment is a thrilling experience; however animals need space to find

Why Report a Wildlife Disturbance

- Quantify and describe disturbance incidents along California coast
 - seabird breeding and roosting sites
 - marine mammal haul-outs



What is a Wildlife Disturbance

- Any human-related harassment, flushing, displacement, harm and/or agitation of wildlife, which includes but is not limited to operating a vessel or aircraft or to do any other act that results in the disturbance or molestation of nesting or roosting seabirds or resting marine mammals.



How to Report a Disturbance

- Report incident as soon as possible
- Specific information is essential and must be accurately documented
- Photos or video recording a wildlife disturbance incident - confirm details of the incident

How to Report a Disturbance

- Multi-step process
 - Step 1: Access the online form at www.SeabirdProtectionNetwork.org
 - Step 2: Complete the form with as much detail as possible
 - Overview of Wildlife Disturbance Reporting
 - Step 3: SUBMIT form
 - Step 4: You will receive an email with a PDF of your completed form attached
 - Review form thoroughly
 - Return a reply email confirming all information is correct
 - Provide information on any changes or additions to the form in your reply email.
 - Attach any photos, video or maps of the disturbance incident to email

Wildlife Disturbance Reporting Form

Reporter's Personal Information

* Required

First Name *

Last Name *

Email *

Phone *

Continue »



5% completed

Complete your
report in 5-7 minutes

Incident Information

Date of Incident *

Start Time of Incident *

Example: 11:00 AM

Duration of Incident *

 : :

Weather Condition *

This field also describes ceiling height for aircraft

- Low fog (below 500 feet)
- Medium fog (500 - 1000 feet)
- High fog (> 1000 feet)
- Cloudy (unknown fog)
- Clear (Blue skies)
- Unknown



11% completed

* Required


Location

Geographic Region *

- Gualala Pt. to Bodega Head
- Bodega Head to Pt. Sur
- Southeast Farallon Island
- Pt. Sur to Pt. Mugu
- Channel Islands
- Other

« Back

Continue »



17% completed

* Required

Other Location

Identify wildlife location

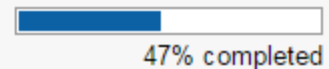
Describe Location *

Provide as much detail as possible.

Alcatraz Island

« Back

Continue »



47% completed

Additional Description


Identify observer location

Additional Description

Describe observer location

« Back

Continue »



52% completed

Type & Description of Disturbance

Type of Disturbance *


- Aircraft
- Vessel (Motorized & Non-motorized)
- Land-based
- Other:

Describe Incident *

Be as specific as possible. Describe details of the incident including person(s) creating disturbance.

« Back

Continue »



58% completed

* Required

Vessel

Vessel Registration Number *

CF Number

Yes

No

If YES, Report CF Number

Example: CF 1234 AB

CF 2345 AB

Name of Vessel *

JoSkinny

Home Port and/or Vessel Nationality *

San Francisco

Characteristics and/or Special Markings *

White with blue trim

Vessel Color *

Blue

Brown

Green

Maroon

Purple

Red

White

Yellow

Other:

Vessel Type *

Charter Boat (whale watch, fishing charter, etc.)

Commercial Fishing Vessel

Kayak/Canoe

Jet ski

Recreational Motoboat

Sailboat

Wind or Kite Surfer

Yacht/Cruiser

Other:

Vessel Length *


Measurements are based on California length classes

- < 16 feet
- 16 - 26 feet
- 26 - 40 feet
- 40 - 65 feet
- >65 feet
- Unknown

Approximate Vessel Distance to Disturbed Wildlife *

300 feet is approximately the length of a football field

- 0 - 150 feet
- 150 - 300 feet
- 300 - 600 feet
- 600 - 1,200 feet
- > 1,200 feet
- Unknown
- Other:

Landmark and/or Equipment Used to Determine Distance ***Last Observed Direction of Vessel ***[« Back](#)[Continue »](#)

82% completed

Identify All Species Disturbed *

- Brandt's Cormorant (BRAC)
- Double-crested Cormorant (DCCO)
- Pelagic Cormorant (PECO)
- Brown Pelican (BRPE)
- Pigeon Gulliebot (PIGU)
- Common Murre (COMU)
- Cassin's Auklet (CAAU)
- Tufted Puffin (TUPU)
- Western Gull (WEGU)
- Ashy Storm-Petrel (ASSP)
- Leach's Storm-Petrel (LESP)
- Black Storm-Petrel (BLSP)
- Scripps's Murrelet (SCMU)
- Black Oystercatcher (BLOY)
- Harbor seal (HASE)
- Northern Elephant seal (NESE)
- California sea lion (CSLI)
- Steller sea lion (SSLI)
- Other:

Number of Disturbed *

List number of each species disturbed. For example COMU-12, PIGU-49, CSLI-25, etc.

Disturbance Pattern *

- Single pass
- Multiple passes
- Hovering/Lingering
- Unknown

Describe Disturbance Pattern

List number of passes or length of time source hovered/lingered

Behavior of Any Animal Affected During Incident *


- Alarmed/Agitated
- Flushed
- Eggs or Chicks Lost
- Trampling
- Moved Away from Original Position (Displaced)
- No Reaction Observed
- Other:

Describe Various Behaviors Observed During Incident

Describe which species were flushed versus agitated if two species had different reactions.

Did Affected Animals Return to their Original Behavior After Incident? *

- Yes
- No

If No, Describe How the Behavior Changed

94% completed

Additional Information

Additional Notes

Photos or Video

- YES, photos were taken
- YES, video was captured

If YES, Report Contact Information of Photographer/Videographer

Other Witnesses

Report contact information for all witnesses

Other Witness First Name

Other Witness Last Name

Other Witness Email

Other Witness Phone

Notification

What Other Agencies Were Notified *

- None
- BLM
- CDFW
- NOAA
- State Parks
- USFWS
- Other:


Contact

If Contact was Made with Suspected Violator, Please Explain

[« Back](#)

[Submit](#)

Never submit passwords through Google Forms.



100%: You made it.

